



## Dodge Power Infloor Guide

5-3-19



# Dodge Power Infloor Features

Built on the Dodge RT platform, the BraunAbility Dodge Power Infloor conversion is the culmination of over forty years experience in building personal mobility products. Style, performance, convenience and safety have been aesthetically blended to achieve a new level of refinement in a wheelchair-accessible minivan.

**Proven and Trusted Infloor Technology** – With proven mechanics that keep the ramp system performing without fail, BraunAbility's infloor technology is unmatched in the industry. Your customers will thank you for recommending a ramp system that keeps them on the road and out of the service department!

**Industry First 32" Wide Infloor Ramp** – With a 32" wide ramp, the Dodge Infloor comfortably accommodates many of the largest wheelchairs and scooters on the market.

**Customer Convenience Package** – A lighted ramp adds visibility in low-light conditions for added convenience. In addition, OEM-quality chimes sound to indicate the stow or deploy status of the ramp.

**Ultra-Smooth Ramp Transition** – A rigid transition flap makes entry and exit into the vehicle smooth and easy, while maintaining a comfortable ramp angle.

**Secondary Operation System** – Customers no longer need to worry about being stranded in a vehicle again. In the event of an issue with the primary system, a secondary ramp and kneel operation system is ready to deploy the ramp and lower the vehicle at the touch of a button.

**Chrysler-Quality Interior Refinements** – As always, the interior fit and finish of the Chrysler Infloor mirrors the quality of the OEM.

**BraunAbility's Exclusive Quiet Drive® Technology** – BraunAbility's exclusive Quiet Drive® technology reduces cabin noise by up to 25%, making the mobility experience more enjoyable than ever for everyone on board. Mobility has never sounded better!



# Dodge Power Infloor Features

**Dodge Power Infloor (XI) ►**  
**2013-2016 Chrysler Town and Country**  
**2013-2019 Dodge Grand Caravan**

See back of this guide for vehicle requirements.



## ◀ **Lowered Floor**

The floor is lowered from the toe pan to the rear axle and provides a choice of three wheelchair securement positions.



## ◀ **Automatic Door**

The OEM Dodge power door operator opens the sliding door at the touch of a button.

## ◀ **Automatic Infloor Ramp**

The lightweight power infloor lighted ramp offers unparalleled ease of access for wheelchair and scooter users.

## ◀ **Custom Ground Effects with Integrated Step**

Adds stylish lines and enhances smooth OEM appearance.



## ◀ **Automatic Kneeling Rear Suspension**

The vehicle features a kneeling system to make boarding even easier. An actuator lowers the rear suspension while the door opens, which reduces the slope of the automatic ramp. The system can be de-activated when desired with the on/off switch.

## **Integrated Keyfob Remote ►**

Control of the vehicle's accessible features is built into the Dodge keyfob remote. Quick-touch operation assures simple, convenient and reliable operation. Two keyfobs are included with the vehicle. Additional keyfobs optional.



## ◀ **Fold-Down Footrest**

Adds comfort for backseat passengers.



## ◀ **OEM-Style Switches**

Operational switches are conveniently located throughout the interior for wheelchair users' convenience. The switches match the OEM style and appearance.

## **"Step & Roll" Front Passenger Seats ►**

The driver and passenger seats can be easily removed to provide wheelchair securement positions in the front of the vehicle.



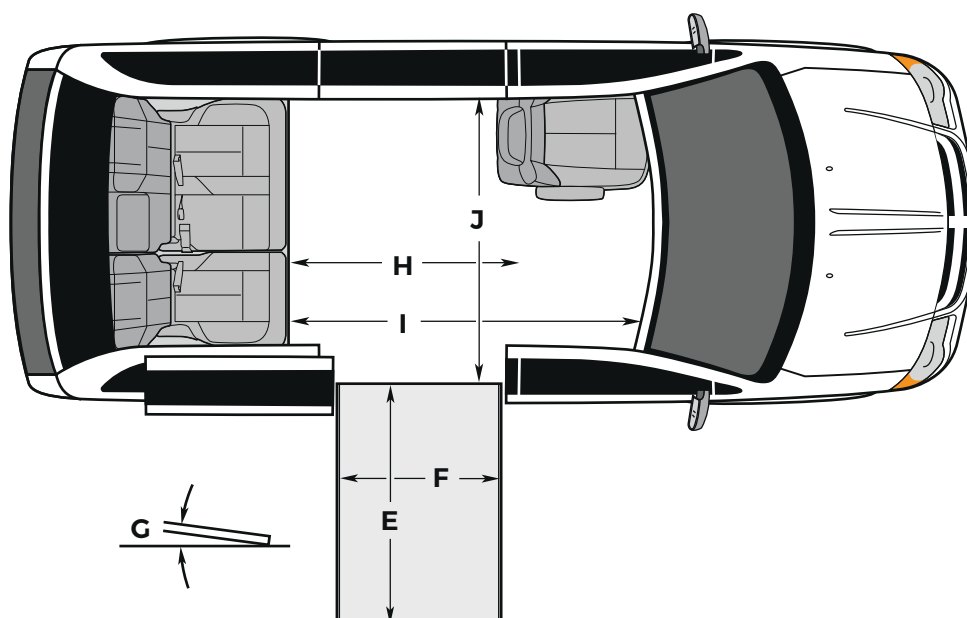
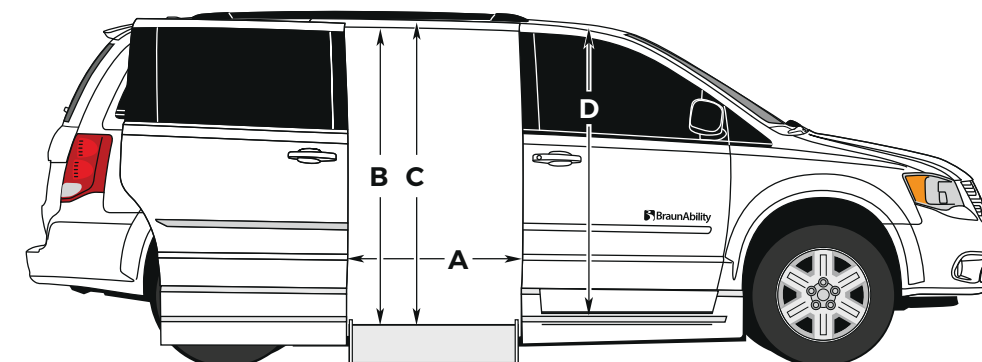
## ◀ **Rear Cargo Area**

An under-floor storage compartment keeps essentials out of your way until needed.

## **Wheelchair/Occupant Securement System**

One belt system is included for use with the floor-mounted tracks.

# Dodge Power Infloor Dimensions



All dimensions are for reference only.

		<b>Infloor Ramp</b>
Door Opening Usable Width (Slide Door)	<b>A</b>	<b>32.5"</b>
Door Opening Usable Height (Slide Door)	<b>B</b>	<b>55"</b>
Interior Height at Center of Van*	<b>C</b>	<b>59"</b>
Interior Height at Driver and Passenger Position**	<b>D</b>	<b>57.75"</b>
Ramp Length	<b>E</b>	<b>52"</b>
Ramp Width (Usable Clear Opening)	<b>F</b>	<b>32"</b>
Ramp Angle (with Vehicle Kneeled)***	<b>G</b>	<b>9.5°</b>
Interior Floor Length (Behind Front Seats)	<b>H</b>	<b>57"</b>
Overall Interior Floor Length (Flat Area)	<b>I</b>	<b>87.5"</b>
Interior Width at B Pillars	<b>J</b>	<b>62"</b>

Due to manufacturing tolerances both with the OEM vehicle and the conversion components, all dimensions may vary slightly from those shown.

\* Deduct 2.5" off of interior height for applications with overhead DVD/rail system

\*\* Deduct 3.25" off of interior height for applications with moon roof

\*\*\* Ramp angle subject to 1.5 degree variance based on chassis trim level and other environmental factors - measured with a 250 lb approximated wheelchair passenger load at the center of the ramp



# Dodge Power Infloor Options

Available factory installed at time of order, or for ship-out (unless otherwise noted).

## Rubber Flooring

Substitute rubber flooring in lieu of carpet.  
(NOT AVAILABLE FOR SHIP-OUT - FACTORY INSTALLED)  
(MUST BE ORDERED PRIOR TO PRODUCTION)

NOT AVAILABLE  
FOR SHIP-OUT  
FACTORY INSTALLED

E51740KN

### OEM Load Leveling Suspension

Required on vehicles without Load Leveling (SER)

E51343K-13N

### OEM Power Door Operator (With Power Window)

For chassis not equipped with OEM Power Door Operator (cannot add to 2018-2019 Dodge - must be equipped)

E51379K-13N

### OEM Power Door Operator (With Fixed Window)

For chassis not equipped with OEM Power Door Operator (cannot add to 2018 Dodge - must be equipped)

E51516KN

### Power Folding Rear Seat Kit

Required for Power Folding Rear Seats



◀ E51328KS

### Extra Wheelchair/Occupant Securement System - with Bag

Includes four wheelchair tie-downs, one lap belt/shoulder harness connector and bag. One system is included standard.



◀ E50430AKS

### EZ Lock Tie-Down Mounting Plate

Allows for mounting of EZ Lock Tie-Down in vehicle, bolts to weld nuts already in floor assembly.



◀ 33774NKS

### Multi Piece Chest and Waist Belt

Interfaces with standard and optional wheelchair securement systems to facilitate proper occupant restraint with a wide variety of wheelchair configurations.



◀ E51346K\_\_KS

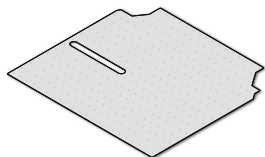
### Overhead Rail Delete Kit - Interior Color

Allows for removal of OEM overhead storage rail for increased headroom down the center of vehicle. New low profile interior panel is color matched to OEM interior. Specify color. (DEALER INSTALLED ONLY)

Continued

# Dodge Power Infloor Options

Available factory installed at time of order, or for ship-out (unless otherwise noted).



◀ **E51243**

## **Protective Carpet Mat with Track Cutout**

Clear plastic mat protects carpet from traffic wear.



◀ **26558**

## **Retractable Securement Belts**

Deluxe Kit, with Tensioning Knobs (4)



◀ **E51058KS**

## **Rigid Cable Extension for Lap Belt/Shoulder Harness**

Connects to floor-mounted tie-down track, stands rigid for use with lap belt/shoulder harness.

## **E50709A\_S-08KS Striker Covers (Pair)**

Covers seat strikers when seat is not used.  
Kit includes two covers for one seating position.

# Vehicle Information

**2018-2019 Dodge must be equipped with OEM power sliding door. Cannot be added.**

**Vehicle must be equipped with OEM Load Leveling Suspension (SER) (can be added - see pricing page).**

**Vehicles equipped with power folding rear seat require a power folding rear seat kit (see pricing page).**

**Before ordering or drop-shipping a vehicle, we strongly recommend contacting BraunAbility for guidance in deriving payload capacities and selecting equipment and seating options before you purchase the vehicle.**

**BraunAbility will only convert 2013-2016 Chrysler Town & Country and 2013-2019 Dodge Grand Caravan with 50,000 or less miles. Vehicle must be in sound condition and must never have been involved in an accident. All vehicles are inspected and subject to acceptance/rejection upon arrival at the BraunAbility plant.**

**BraunAbility Drop Ship Code 16323**

Safety has always been a top priority at BraunAbility. The Dodge Power Infloor has been crash tested and certified to meet or exceed all applicable requirements of the Federal Motor Vehicle Safety Standards (FMVSS) and is backed by our 3 year/36,000 mile limited and 5 year/unlimited mile rust-through metal protection on every vehicle that leaves the factory. Add to this the original Dodge warranty for unconverted parts and a nationwide dealer network, and you can rest assured BraunAbility will be there to support you no matter where your travels take you.



[braunability.com](http://braunability.com)

800.THE.LIFT

ISO 9001:2015

631 West 11th Street, Winamac, IN 46996, USA